

**P.L.P. Petrochemical and Marine Supply SRL**

Tiranti E Raccordi Per L'Industria Petrochimica

Via R.Bianchi, 71a/73

16152 Genova

Tel 0108680851

Fax 0108680853

E-mail: [sales.plp@plp-pipingservice.it](mailto:sales.plp@plp-pipingservice.it)

# PIPE NIPPLES, CONCENTRIC AND ECCENTRIC SWAGES

Member of CISQ Federation



**CERTIFIED MANAGEMENT SYSTEM**

ISO 9001 - QUALITY MANAGEMENT

# STEEL FITTINGS FOR HIGH PRESSURE SERVICE PIPE NIPPLES AND SWAGES

## A. TYPE

Forged fittings production includes the following range:

Pipe nipples	Plane ends	Threaded ends	Bevelled ends
Concentric swages	Plane ends	Threaded ends	Bevelled ends
Eccentric swages	Plane ends	Threaded ends	Bevelled ends

## B. DIMENSIONS

threaded forged fittings in accordance with BS 3799, MSS SP 95, ANSI B36.10M and ANSI B36.19M.

## C. MATERIAL

ASTM A106	Seamless Carbon Steel Pipe,
ASTM A234	Piping Fittings of Wrought Carbon Steel - Alloy Steel.
ASTM A312	Seamless and Welded Austenitic Stainless Steel Pipes.
ASTM A333	Seamless and Welded Steel Pipe for Low-Temperature.
ASTM A403	Wrought Austenitic Stainless Steel Piping Fittings.
ASTM A420	Piping Fittings of Wrought Carbon Steel - Alloy Steel.

## D. MARKING

BSI	BS.3799	Steel Pipe Fittings threaded and socket-welding.
MSS	SP95	Swage Nipples and Bull Plugs.
ASTM		A 106- A234- A312- A333- A403- A420

## E. DOCUMENTS & CERTIFICATES

# STEEL FITTINGS FOR HIGH PRESSURE SERVICE PIPE NIPPLES AND SWAGES

## F. SURFACE AND PROTECTIVE TREATMENTS

Carbon Steel fittings	Phosphatizing treatment - Oil treatment
Alloy and low alloy fittings	Oil treatment
Stainless Steel fittings	Pickling treatment

ARC zinc-coated	According to ASTM B633
Hot dip Galvanizing	according to ASTM A123 – A153
PTFE coating	according to CUSTOMER'S INDICATIONS

## G. PACKING

packing is made in CARTONS or BAGS.

## H. ORDER INSTRUCTIONS

In order to achieve a better service, customers are kindly requested to clearly indicate the following information in the order as per set below:

Parameter name	Value (examples)
Quantity	N°25
Type of product	UNIONS
Dimension	1.1/2"x1"
Pipe schedule	Sch.80
Applicable normative and type of ends	ANSI/ASME B1.20.1 - NPT
Material type and grade	ASTM A403 - Gr. WP316
Dimension normative	ASME MSS SP - 95
Normative for protective coating	ASTM A123 - Hot dip Galvanizing
Type of certification	EN 10204 3.1
Request for specific certification by external Bodies	

## I. USEFUL INFORMATION

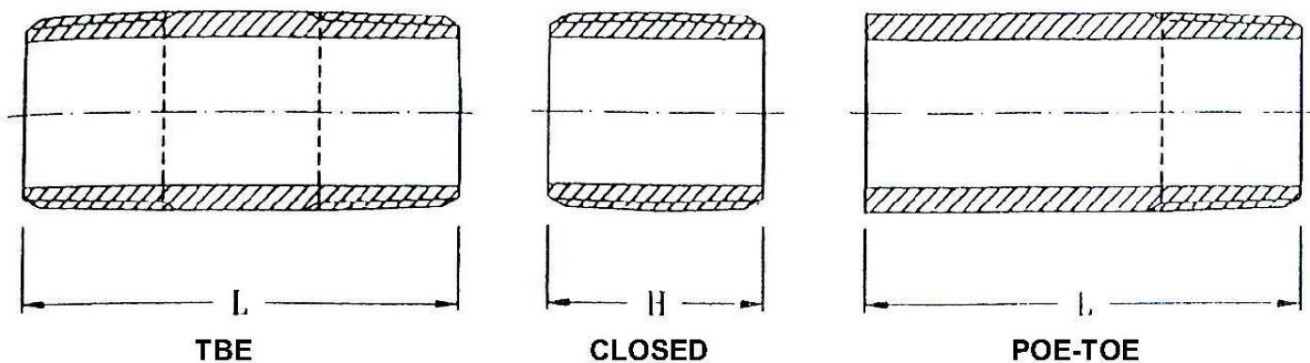
### MAINTENANCE

- Keep supplied pieces in the IML original packing.
- Do not store pieces in damp areas.
- Do not store pieces in contact with water.
- Handle threaded parts with care.

# STEEL FITTINGS FOR HIGH PRESSURE SERVICE

## PIPE NIPPLES AND SWAGES

### PIPE NIPPLES



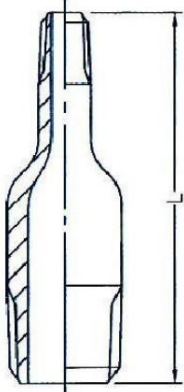
NOMINAL SIZE			1/4"	3/8"	1/2"	3/4"	1"	1.1/4"	1.1/2"	2"	3"	4"	
H			MM	22.2	25.4	28.6	35	38	41	44.5	50.8	63.5	73
			INCH	0.87	1	1.12	1.38	1.5	1.61	1.75	2	2.5	2.87
L	MM	INCH											
	MM	INCH											
	38.1	1 1/2"	•	•	•	•							
	50.8	2"	•	•	•	•							
	63.5	2.1/2"	•	•	•	•							
	76.2	3"	•	•	•	•	•	•	•				
	101.6	4"	•	•	•	•	•	•	•	•			
	127.0	5"		•	•	•	•	•	•	•	•		
	152.4	6"		•	•	•	•	•	•	•	•		
203.2	8"							•	•				
SCHEDULE	80-XS		•	•	•	•	•	•	•	•			
	160				•	•	•	•	•	•			

DIMENSIONS IN INCHES  
 WEIGHTS:SEE APPENDIX PAGE 11-12  
 MADE FROM SEAMLESS PIPE

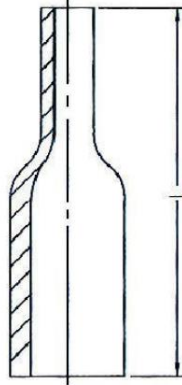
IN ACCORDANCE WITH :ANSI-ASME B 36.10M/B 36.19M  
 THREADS :ANSI.ASME B 1.20.1

# STEEL FITTINGS FOR HIGH PRESSURE SERVICE PIPE NIPPLES AND SWAGES

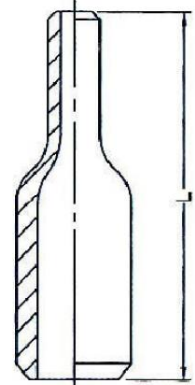
## CONCENTRIC SWAGES



TBE



PBE



BBE

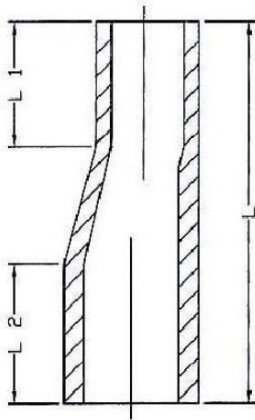
NOMINAL SIZE			1/4"	3/8"	1/2"	3/4"	1"	1.1/4"	1.1/2"	2"	2.1/2"	3"	4"
L	MSS SP 95	MM		64	70	76	89	102	114	165	178	203	229
	BS 3799	MM		76	89	95	102	102	114	165	178	203	229
REDUCING SIZE	1/8"		•	•	•								
	1/4"			•	•	•	•						
	3/8"				•	•	•						
	1/2"					•	•	•	•				
	3/4"						•	•	•	•			
	1"							•	•	•			
	1.1/4"								•				
	1.1/2"									•			
	2"										•		
	3"											•	
SCHEDULE	80-XS		•	•	•	•	•	•	•	•			
	160				•	•	•	•	•	•			

DIMENSIONS IN INCHES  
WEIGHTS:SEE APPENDIX PAGE 9-10

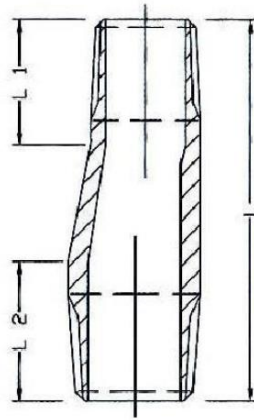
IN ACCORDANCE WITH :BS 3799/MSS SP 95  
THREADS :ANSI.ASME B 1.20.1

# STEEL FITTINGS FOR HIGH PRESSURE SERVICE PIPE NIPPLES AND SWAGES

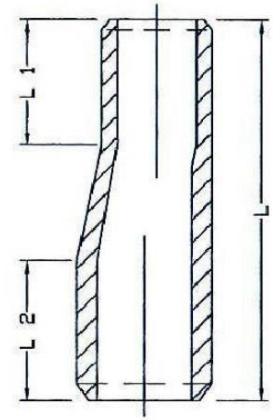
## ECCENTRIC SWAGES



**PBE**



**TBE**



**BBE**

NOMINAL SIZE			1/8"	1/4"	3/8"	1/2"	3/4"	1"	1.1/4"	1.1/2"	2"	2.1/2"	3"
D1/D2		MM	10.28	13.71	17.14	21.33	26.67	33.4	42.16	48.26	60.32	73.02	88.9
		INCH	0.4	0.54	0.67	0.84	1.05	1.31	1.66	1.9	2.37	2.87	3.5
L	MSS SP 95	MM			64	70	76	89	102	114	165	178	203
	BS3799	MM			76	89	95	102	102	114	165	178	203
L1/L2		MM	15	18	20	25	28	35	35	40	40	50	55
		INCH	0.59	0.71	0.79	0.98	1.1	1.38	1.38	1.57	1.57	1.97	2.16
SCH.40 STD	SP	MM	1.73	2.24	2.31	2.77	2.87	3.38	3.56	3.68	3.91	5.16	5.49
		INCH	0.07	0.09	0.09	0.11	0.11	0.13	0.14	0.14	0.15	0.2	0.22
SCH.80 - XS	SP	MM	2.41	3.02	3.2	3.73	3.91	4.55	4.85	5.08	5.54	7.01	7.62
		INCH	0.09	0.11	0.13	0.15	0.15	0.18	0.19	0.2	0.22	0.28	0.3
SCH.160	SP	MM				4.77	5.56	6.35	6.35	7.14	8.74	9.52	11.13
		INCH				0.19	0.22	0.25	0.25	0.28	0.34	0.37	0.44
SCH.XXS	SP	MM				7.47	7.82	9.09	9.7	10.16	11.07	14.02	15.24
		INCH				0.29	0.31	0.36	0.38	0.4	0.44	0.55	0.6

DIMENSIONS IN INCHES

IN ACCORDANCE WITH :BS 3799/MSS SP 95  
THREADS :ANSI.ASME B 1.20.1